

# BOLTING

## Impact 3/4"

### CP9561 ★★



#### THE INDUSTRIAL GRADE OF THE CLASSIC

##### FEATURES

- DYNA-PACT (Pin clutch) oil bath
- Aluminum body & steel clutch housing
- Built-in regulator on the handle

##### BENEFITS

- High performances, especially on hard joints
- Operator comfort due to low vibrations and noise level
- Reliable pin clutch in oil bath & durable housing

### CP772H ★



#### THE UNMATCHED "REFERENCE" IN 3/4" IMPACT

##### CP772H Kits

Metric or Imperial

See detail on page 28

##### FEATURES

- DYNA-PACT oil bath clutch
- Single handed reverse button with 4 settings of power
- 360° air inlet swivel

##### BENEFITS

- Smooth operation thanks to the DYNA-PACT clutch
- Low noise and vibration levels
- Good durability

### CP8272-D ★★



#### ROBUST, COMFORTABLE & VERSATILE

##### FEATURES

- Powerful & durable twin hammer clutch
- Protective cover & reinforced structure
- Composite body and aluminum clutch housing for lightweight

##### BENEFITS

- Durable and reliable for industrial Maintenance and Production applications
- Low noise and vibration levels and lightweight increase operator comfort
- Multi-purpose tool for versatile applications



##### Deep sockets kit 3/4"

Model	Part Number	Set Quantity
SS618D metric	894 016 4473	8
SS6008D imperial	894 016 7073	8

See more information about sockets on page 32-33



##### Deep sockets kit 3/4"

Model	Part Number	Set Quantity
SS618D metric	894 016 4473	8
SS6008D imperial	894 016 7073	8

See more information about sockets on page 32-33



See accessories and dimensions on pages 28 to 30

★ GENERAL MAINTENANCE	★★ INDUSTRIAL MAINTENANCE & PRODUCTION	★★★ SUPER INDUSTRIAL
-----------------------	--	----------------------

MODEL	PART NUMBER	DRIVE	BLOWS PER MIN	FREE SPEED	WORKING TORQUE (FW)		MAX TORQUE (REV)		NET WEIGHT		LENGTH		AIR CONS. @ LOAD		VIBRATION LEVEL ISO 28927 (M/S2)		SOUND PRESS.	SOUND POWER	AIR INLET
		in.		rpm	ft.lb	Nm	ft.lb	Nm	lb	kg	in.	mm	cfm	l/s	a	K	ISO 15744 - dB(A)		in.
CP772H	T024598	3/4	900	4,200	150-700	203-949	1,000	1,356	10.5	4.8	9.6	245	24	11.3	5.8	2.0	96	107	3/8
CP8272-D	615 159 0260	3/4	1,000	6,500	184-922	250-1,250	1,217	1,650	7.3	3.3	9.1	230	38	18	15.5	6.8	96	107	3/8
CP9561	615 190 9561	3/4	900	5,500	150-700	200-950	885	1,250	11.1	5.1	8.5	216	30	14.1	7.7	2.4	100	111	3/8

All models: Hose int. 1/2" (13mm) - @90 PSI (@6.3 Bar)

Listed specifications are for reference only. Please check documents in each tool.

# BOLTING

## Kits - Accessories

### IMPACT KITS

#### CP734H Kit / CP734H Metric Kit

Part No. T025163 / T025164

Kits include:

- (1) CP734H - 1/2" Impact
- (5) Imperial Sockets  
(1/2", 5/8", 3/4", 7/8" & 15/16")  
or
- (5) Metric Sockets  
(14, 16, 17, 19 & 22mm)



#### CP772H Kit / CP772H Metric Kit

Part No. T025171 / T025162

Kits include:

- (1) CP772H - 3/4" Impact
- (4) Imperial Sockets  
(15/16", 1", 1-1/16" & 1-1/8")  
or
- (4) Metric Sockets  
(24, 27, 30 & 32mm)



### INCLUDED ACCESSORIES

DESCRIPTION	CP8222/32/42	CP8252	CP8272	CP6060	CP0611	CP6910/20	CP6120
Retainer ring with steel insert	-	-	-	C155472	C134692	-	C134695
Support handle	-	-	-	-	CA048548	205 053 1433	CA048548
Band-Handle	-	-	-	-	C116388	-	C119061
Screw-Allen Cap	-	-	-	-	C064806	-	P073025
Suspension Hook	205 055 6993	205 055 7153	205 055 9893	-	-	854 016 6788	-
Protective Cover	205 053 3633	205 053 3643	205 053 3653	-	-	205 055 4943	-

### OPTIONAL ACCESSORIES

#### PERFECT PACK (CONTENT)



#### PERFECT PACK PART NUMBER 615 812 0120

ITEM INCLUDED	SPECIFICATIONS	PART NO.	ITEM INCLUDED	SPECIFICATIONS	PART NO.
Reducer			Nipple ISO6150B	11 mm Hose Con. 16 mm	615 810 6200
Airflex	1/2" NPT	894 017 1567	EF Coupling ISO6150B	11 mm 1/2" Male	615 810 5100
Whip 1/2" NPT	1/2" NPT	CA049270	FRL	2 stages 1/2" NPT	894 016 8517
Nipple ISO6150B	11 mm 1/2" Fem	615 810 5870	FRL Stand	For 1/2" metallic FRL	615 812 0450
EF Coupling ISO6150B	11 mm Hose Con. 16 mm	615 810 5480	Oil Bottle	ProtectoLub 120 ml	CA149661
Effi Max Hose	5/8" (16mm) - 20 m	615 810 9010	Gloves	XL size	894 015 8619
Pressure Clamp HD x2	For rubber 22-25 mm	615 811 0050	Soft Tool bag		

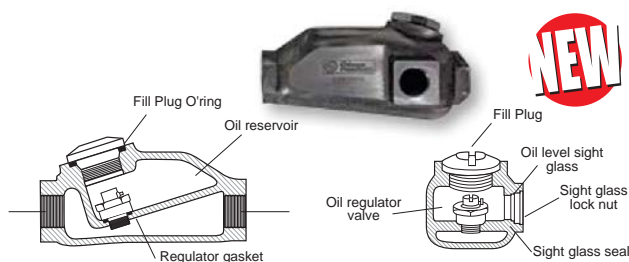


**OPTIMAL CONDITIONS PROVIDE  
MAXIMUM TOOL PERFORMANCE**

- SUFFICIENT PRESSURE
- CONSTANT AIRFLOW
- PROPER COUPLINGS AND NIPPLES
- CORRECT CONNECTION TO THE TOOL  
(AS RECOMMENDED IN THE OPERATOR MANUAL)
- BETTER ERGONOMICS

### INLINE OILERS

MODEL NUMBER	CAPACITY	THREAD SIZE	MAXIMUM WORKING PRESSURE
618 812 0480	30 ml (0.008 gal)	1/4" BSP	34.0 bar (500psi)
615 812 0490	40 ml (0.010 gal)	1/2" BSP	34.0 bar (500psi)
615 812 0500	110 ml (0.029 gal)	3/4" BSP	18.0 bar (260psi)



**NEW**



## OPTIONAL ACCESSORIES

RETAINER RING  
WITH STEEL INSERT

One piece retainer made with polyurethane and a steel inserts. Better safety than traditional retainers

SQUARE DRIVE	INSIDE DIAMETER OF RET RING		PART NO.
	in.	mm	
3/4"	1-1/4	31	C155467
3/4"	1-7/16	36	C155468
3/4"	1-5/8	41	C134690
3/4"	1-3/4	44	C134691
3/4"	2	51	C155585
1"	1-3/4	44	C155470
1"	2	51	C155471
1"	2-1/8	54	C155472
1"	2-1/4	57	C134692
1"	2-1/2	63	C155473
1-1/2"	2-7/8	73	C134693
1-1/2"	3-3/8	86	C134694
1-1/2"	3-7/8	98	C134695
1-1/2"	4-3/8	111	C134696

## 1/2" SQUARE DRIVE



MODEL	DESCRIPTION	PART NO.
CP6500	1/2" square drive with 2" (50mm) extension and friction ring retainer	CA148629

## LUBRICATION

OIL PROTECTO-LUBE FOR MOTOR	PART NO.
4oz. (0.12 l) - Air Tool Oil	CA149661
20.8oz (0.591 l) - Air Tool Oil	CA000046
1 Gal (3.8 l) - Airoilene Oil	P089507



GREASE PNEU-LUBE FOR CLUTCH	PART NO.
Grease Gun + 2 Nozzles (A)	C098689
Pneu-Lube Cartridge (B)	894 015 8456
Pneu-Lube 100GM Tube (C)	894 015 8455
Pneu-Lube 7# Can (D)	894 015 8457




## GLOVES

DESCRIPTION	PART NO.
Impact Gloves: Medium	894 017 1574
Impact Gloves: Large	894 015 8618
Impact Gloves: X Large	894 015 8619
Impact Gloves: XX Large	894 017 1573



Certified EN 388 (Protection against mechanical risks), the CP gloves are the ideal option to protect the operator's hands in harsh environments, such as mining and construction applications.



## MAGNETIC TOOL HOLDER

MODEL	PART NO.
CP9841	894 016 6664

MAXIMUM 5,5 LBS (2.5 KG)

## PROTECTIVE COVERS

TOOL	PART NO.
CP724, CP726	CA146522
CP749	CA155537
CP734H	CA129405
CP8222-P/-R	205 053 3633
CP8232-QC	205 053 3633
CP8242-P/-R	205 053 3633
CP8252-P/-R	205 053 3643
CP8272-P/-D	205 053 3653
CP828H	CA133961
CP825 (T)	CA140128
CP7830Q (HQ)	CA147993



## BALANCERS SELECTION

BALANCER TYPE	MODEL	LOAD RANGE		STROKE		NET WEIGHT		PART NUMBER	CP TOOLS
		LB.	KG	FT	MM	LB.	KG		
Spring retractor	CP9912	2.2-4.4	1.0-2.0	5.2	1,600	1.3	0.6	894 109 9120	CP8222/8242
	CP9913	4.4-6.6	2.0-3.0	5.2	1,600	1.5	0.7	894 109 9130	CP8252
	CP9936	4.4-8.8	2.0-4.0	8.2	2,500	6.4	2.9	894 109 9360	CP8272
Reaction free	CP9956	22-30.9	10-14	6.5	2,000	12.1	5.5	894 109 9560	CP6910/6920
	CP9957	31-39.7	14-18	6.5	2,000	14.3	6.5	894 109 9570	CP6930
	CP9966	77-99	35-45	6.5	2,000	27.3	12.4	894 109 9660	CP6130
	CP9968	121-143	55-75	6.5	2,000	30.0	13.6	894 109 9680	CP6240



# BOLTING

## Spares & Dimensions



### TUNE-UP KITS & REPAIR KITS

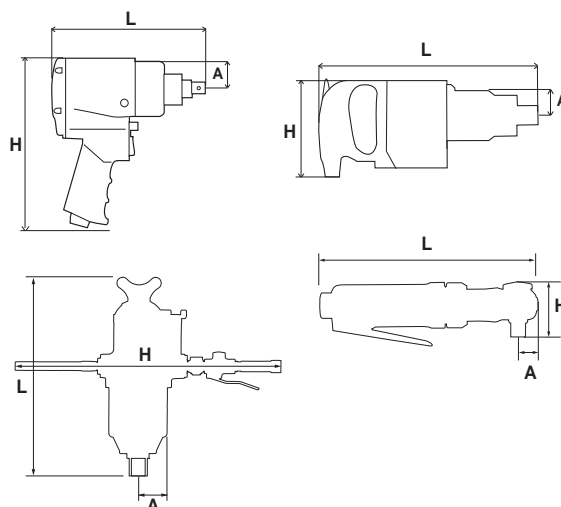
MODEL	TUNE-UP KIT	REPAIR KIT
CP0611 series	C115811	-
CP6060-P15H	205 056 0073	-
CP6060-P15R	205 056 0073	-
CP6060-P15H	205 056 0073	-
CP6130-T70	894 017 1028	
CP6135-D80		
CP6240-T120	894 017 1046	
CP6300RSR	C157304	C157305
CP6500RSR/RS	894 015 8638	894 015 8640
CP6748EX-P12R	894 017 1687	-
CP6768/78EX-P18D	615 398 9420	
CP6773/63-D18D	894 017 3716	-
CP6910-P24/6920-D24	205 052 0693	-
CP719	CA157285	CA157286
CP721	CA118880	-
CP724H	CA155218	CA155310
CP726H	CA155309	CA155311
CP734H	CA147716	CA147717

MODEL	TUNE-UP KIT	REPAIR KIT
CP772H	CA149746	CA149747
CP7711	895 028 0068	
CP7721	894 017 3515	
CP7748	894 016 9810	-
CP8222-P/R	894 055 7013	205 052 1393
CP8232-QC	894 055 7013	-
CP8242-P/R	205 055 7013	205 052 1403
CP8252-P/R	205 055 7163	205 052 1423
CP8272-P/D	205 055 7343	205 052 4713
CP9561	C137569	-
CP825T	CA155091	CA155093
CP828	CA155086	CA155084
CP828H	CA155086	CA155085
CP7830HQ	894 016 2552	894 015 8614
CP7830Q	894 016 2552	894 015 8613

## DIMENSIONS

### PISTOL GRIP

MODEL	DIMENSIONS					
	L		H		SIDE TO CENTER - A	
	in.	mm	in.	mm	in.	mm
CP0611P ...	10.7	272	10.7	273	1.81	46
CP6300 RSR	6.0	152	7.7	197	1.26	32
CP6500 RS/RSR	7.0	178	8.1	205	1.26	32
CP6060/70-P15	7.6	194	9.8	250	1.46	37
CP6763/73	8.8	222	9.1	232	1.61	41
CP6773/63-D18D						
CP6768/78EX-P18D						
CP6748EX-P11R	7.9	200	7.5	190	1.41	36
CP6910-P24	11.4	290	10.8	275	3.82	97
CP719/QC	4.5	116	6.8	172	0.87	22
CP721	6.6	167	6.1	155	0.91	23
CP724/726	6	152	7.5	190	0.95	24
CP734H	7.5	191	7.9	200	1.22	31
CP772H	9.6	245	8.7	220	3.03	77
CP7721/11	6.3	160	3.5	90	1.81	46
CP7748	7.8	200	7.3	185	1.38	50
CP8222/32/42	7	178	7.3	185	1.18	30
CP8252-P/R	7.9	200	7.9	200	1.38	35
CP8272-D/P	9.1	230	8.3	210	1.57	40
CP9541/42	6.6	168	7.2	184	1.18	30
CP9561	8.5	216	9.2	235	1.53	39



### D-HANDLE & T-HANDLE

MODEL	DIMENSIONS					
	L		H		SIDE TO CENTER - A	
	in.	mm	in.	mm	in.	mm
CP0610 ...	13.5	343	6.4	162	2.13	54
CP0611 ...	12.5	318	6.2	158	1.81	46
CP6110 ...	13.0	330	6.3	160	1.61	44
CP6120 ...	14.8	375	6.5	165	2.12	54
CP6130-T70	19.7	500	33.5	850	3.14	80
CP6135-D80	16.1	409	7.8	198	2.65	68
CP6240-T120	24.1	610	37.4	950	3.54	90
CP6920-P24	14.2	360	7.9	200	3.86	97
CP6930-D35	16.3	415	9.25	235	2.56	65

### RATCHETS

MODEL	DIMENSIONS					
	L		H		SIDE TO CENTER - A	
	in.	mm	in.	mm	in.	mm
CP825T	6.5	165	1.42	36	0.59	15
CP828/H	10	254	1.97	50	0.79	20
CP7830Q/HQ	12	305	1.77	45	0.87	22



## SET - 3/4" SQUARE DRIVE IMPACT SOCKETS

MODEL	PART NUMBER	TYPE	NO. OF PIECES	DIMENSIONS
<b>METRIC (mm)</b>				
<b>SS618</b>	<b>894 016 4472</b>	STANDARD	8	26, 27, 29, 30, 32, 35, 36 & 38 mm
<b>SS618D</b>	<b>894 016 4473</b>	DEEP	8	26, 27, 29, 30, 32, 35, 36 & 38 mm
<b>SAE (in)</b>				
<b>SS6008D</b>	<b>894 016 7073</b>	DEEP	8	1", 1-1/16", 1-1/8", 1-1/4", 1-5/16", 1-3/8", 1-7/16" & 1-1/2"
<b>SS6014D</b>	<b>894 016 4475</b>	DEEP	14	3/4", 13/16", 7/8", 15/16", 1", 1-1/16", 1-1/8", 1-3/16", 1-1/4", 1-5/16", 1-3/8", 1-7/16", 1-1/2" & 1-5/8"

## SET - 1" SQUARE DRIVE IMPACT SOCKETS

MODEL	PART NUMBER	TYPE	NO. OF PIECES	DIMENSIONS
<b>METRIC (mm)</b>				
<b>SS818</b>	<b>894 016 4476</b>	STANDARD	8	27, 30, 32, 33, 35, 36, 38 & 41 mm
<b>SS814D</b>	<b>894 016 6016</b>	DEEP	4	27, 32, 33 & 36 mm
<b>SS818D</b>	<b>894 016 4477</b>	DEEP	8	27, 30, 32, 33, 35, 36, 38 & 41 mm
<b>SAE (in)</b>				
<b>SS808</b>	<b>894 016 4478</b>	STANDARD	8	7/8", 15/16", 1", 1-1/16", 1-1/8", 1-3/16", 1-1/4" & 1-1/2"
<b>SS808D</b>	<b>894 016 4479</b>	DEEP	8	7/8", 15/16", 1", 1-1/16", 1-1/8", 1-3/16", 1-1/4" & 1-1/2"



## 1-1/2" IMPACT SOCKETS - SINGLE PIECES

MODEL	DESCRIPTION	PART NO.
<b>S1041M</b>	1-1/2" DR STD Impact Socket 41mm	<b>894 016 9348</b>
<b>S1046M</b>	1-1/2" DR STD Impact Socket 46mm	<b>894 016 9349</b>
<b>S1050M</b>	1-1/2" DR STD Impact Socket 50mm	<b>894 016 9350</b>
<b>S1055M</b>	1-1/2" DR STD Impact Socket 55mm	<b>894 016 9351</b>
<b>S1060M</b>	1-1/2" DR STD Impact Socket 60mm	<b>894 016 9352</b>
<b>S1065M</b>	1-1/2" DR STD Impact Socket 65mm	<b>894 016 9353</b>
<b>S1070M</b>	1-1/2" DR STD Impact Socket 70mm	<b>894 016 9354</b>
<b>S1075M</b>	1-1/2" DR STD Impact Socket 75mm	<b>894 016 9355</b>
<b>S1080M</b>	1-1/2" DR STD Impact Socket 80mm	<b>894 016 9356</b>
<b>S1085M</b>	1-1/2" DR STD Impact Socket 85mm	<b>894 016 9357</b>
<b>S1090M</b>	1-1/2" DR STD Impact Socket 90mm	<b>894 016 9358</b>
<b>S1080MD</b>	1-1/2" DR Deep Impact Socket 80mm	<b>894 016 9359</b>



SAFETY  
FIRST !

RETAINING RING WITH STEEL  
INSERT GUARANTEES SOCKET  
RETENTION TO THE ANVIL. CHECK  
RETAINING RING SIZES FOR 3/4",  
1", AND 1-1/2" ANVILS ON PAGE 29

For further information about the individual sizes, adapters and extensions see the  
Impact Sockets catalog available from [www.cp.com/literature](http://www.cp.com/literature)

